


4. Watermelon Workouts (Historical Landmark Discovery): Social Studies & Language Arts

Grade Level – 4th & 5th Grade

E: How do I research the history of my town's historical monuments or landmarks?

A: Begin instruction by showing students the two *Jump with Jill* Watermelon Workout Videos.

- www.jumpwithjill.com/watch/watermelon-workout-flashdance/
- www.jumpwithjill.com/watch/watermelon-workout-rocky/



FRUIT UNIT LESSON PLANS FOR THE NATIONAL WATERMELON PROMOTION BOARD

- Ask students to work in groups to discuss what historical monuments, statues, buildings, bridges, rivers, landmarks, etc. that they may have seen, and where the videos may have been recorded.
- Give students 5 minutes to discuss with their neighbors everything they may have seen in the two videos.
- Ask students what they saw throughout the videos and where the characters may have been:
 - Pittsburgh, PA
 - Clemente Bridge
 - Point Park
 - Bill Mazerowski Statue
 - Allegheny River
 - Philadelphia, PA
 - Love Statue
 - Citizens Bank Park
 - Rocky Statue
 - Art Museum and Steps

T: Guide students through researching and discussing the importance of a historic landmark using the Roberto Clemente Bridge as an example. Read through the two provided primary sources, noting the citation. Review reading comprehension by talking through the answers to Landmark Report activity.

- **What is it?:** The Roberto Clemente Bridge is also known as the Sixth Street Bridge, which was built in 1928. It is included in a trio of identical “sister” bridges in Pittsburgh built over the Allegheny River.
 - **Why is it there?** Pittsburgh is known as the City of Bridges, with more than 446 bridges. This bridge was built to connect the City of Pittsburgh to the North Shore of Pittsburgh and closes to cars during baseball games so that people can walk to see the Pirates play!
 - **Why is it special?** The bridge is named after Roberto Clemente, who broke racial barriers for black and Latino players.
- Ask students to brainstorm 3-5 ideas to choose an historical landmark to complete their own historical landmark report.
 - With teacher approval, students can begin doing research in primary sources that help them learn about their landmark. Research what it is, why it is there, and why it is special.
 - Have tools or materials ready so they are easy to access. Give the students the rest of the class, and potentially extra time to complete the assignment. Teachers can assist with citation..

S: Collect the completed *Jump with Jill Landmark Report*, review them, and display or collage images of their landmarks onto a map to add geographical context.

4TH GRADE:

CCSS.ELA-LITERACY.W.4.9

Draw evidence from literary or informational texts to support analysis, reflection, and research.

5TH GRADE

CCSS.ELA-LITERACY.W.5.9

Draw evidence from literary or informational texts to support analysis, reflection, and research.

MAKING HISTORY

THE HEINZ HISTORY CENTER BLOG

Pittsburgh: The City of Bridges

May 5, 2017 • by Brady Smith

Western Pennsylvania History photographs, pittsburgh, pittsburgh history



Pittsburgh's "Three Sister" Bridges, the Sixth, Seventh, and Ninth Street Bridges. The "Three Sister" bridges were part of a massive series of bridge-building campaigns begun in 1924 by the Allegheny County Department of Public Works, and finished in the late 1930s by the Depression-period Allegheny County Authority. Credit: Allegheny Conference on Community Development Photographs, Detre Library & Archives at the History Center

rope suspension bridge, after it was destroyed in the Great Fire of 1845. Increasing weight from additional traffic resulted in its closure and replacement with the modern Smithfield Street Bridge, the oldest steel bridge in the United States.

Affectionately known as the "City of Bridges," Pittsburgh boasts 446 bridges – more than any other city in the world, including Venice, Italy. Long before the majestic bridges soared above the Three Rivers, Pittsburgh was a rugged terrain of deep valleys, creeks, and rivers, isolating many of the city's residents.

When the first European settlers arrived in the 1700s, they had to cross streams and climb steep hillsides just to travel around the region. To overcome these challenges, the settlers built wooden bridges to connect newly constructed roadways and span the rivers and valleys.

The city's first river crossing bridge, the Monongahela Bridge, was built in 1818 on the site of what is today the Smithfield Street Bridge. The creator of the Brooklyn Bridge, John Roebling, replaced the wooden structure with a new wire

Source: www.heinzhistorycenter.org/blog/western-pennsylvania-history/pittsburgh-the-city-of-bridges



Roberto Clemente

American baseball player



Clemente, Roberto
Roberto Clemente, 1968.
AP/REX/Shutterstock.com


WRITTEN BY**Milton Jamail**Lecturer, Department of Government, University of Texas at Austin. Author of *Full Count: Inside Cuban Baseball*.

LAST UPDATED: Aug 14, 2020 See Article History

Alternative Titles: Bob Clemente, Roberto Clemente Walker

the first Latin American baseball stars in the United States (see also Sidebar: Latin Americans in Major League Baseball).

Roberto Clemente, in full Roberto Clemente Walker, (born August 18, 1934, Carolina, Puerto Rico—died December 31, 1972, San Juan), professional baseball player who was an idol in his native Puerto Rico and one of the first Latin American baseball stars in the United States (see also Sidebar: Latin Americans in Major League Baseball).



Roberto Clemente
Roberto Clemente.
UPI/Bettmann Archive

Clemente was originally signed to a professional contract by the Brooklyn Dodgers in 1954. He was given a \$10,000 bonus—very high by the standards of the times—but was sent to the minor leagues for the 1954 season. Because of a major league rule that stipulated that any player given a bonus of more than \$4,000 had to be kept on the major league roster for his entire first season or be subject to a draft from other clubs, the Dodgers lost Clemente. Pittsburgh, which had finished last in the National League in 1954, selected him; Clemente made his major league debut on April 1, 1955, and spent his entire career with the Pittsburgh Pirates. For 18 seasons Clemente delighted fans with his hitting ability, daring base running, and strong throwing arm. His outstanding arm was perhaps his greatest physical asset. He won 12 Gold Gloves, the award given to

the best fielding player in each position in the league. Baseball's most talented outfielders are still compared to Clemente. He was also a very good hitter, winning four National League batting titles while compiling a lifetime average of .317. In 1972 Clemente got his 3,000th base hit on his very last at bat as a player. At the time, only 10 other players had reached this mark.

While Clemente amassed a mountain of impressive statistics during his career, he was often mocked by the print media in the United States for his heavy Spanish accent. Clemente was also subjected to the double discrimination of being a foreigner and being Black in a racially segregated society. Although the media tried to call him “Bob” or “Bobby” and many of his baseball cards use “Bob,” Clemente explicitly rejected those nicknames, stating in no uncertain terms that his name was Roberto. There was also confusion over the correct form of his surname. For 27 years the plaque at the National Baseball Hall of Fame read “Roberto Walker Clemente,” mistakenly placing his mother's maiden name before his father's surname. Only in 2000 was it changed to its proper Latin American form, Roberto Clemente Walker.

Perhaps equally as important as Clemente's accomplishments on the field was his role as an advocate for equitable treatment of Latin baseball players, in which he took great pride. Near the end of his career, Clemente commented, “My greatest satisfaction comes from helping to erase the old opinion about Latin Americans and Blacks.” A close friend of Clemente's, Spanish-language sportscaster Luis Mayoral, added, “Roberto Clemente was to Latinos what Jackie Robinson was to Black baseball players. He spoke up for Latinos; he was the first one to speak out.”

Source: www.britannica.com/biography/Roberto-Clemente

JUMP WITH JILL LANDMARK REPORT

Name: _____

Use this paper to write in detail about a landmark you'd like to learn more about!

1. My historical landmark is: _____.

2. Why did you choose it? _____

Draw a picture of your landmark!

3. Describe your landmark:

4. Why is it there?

5. How is it special?

Extra: How is your historical landmark special to you?




JUMP WITH JILL LANDMARK REPORT ANSWER KEY

Name: _____

Use this paper to write in detail about a landmark you'd like to learn more about!

1. My historical landmark is: Roberto Clemente Bridge
2. Why did you choose it? It's built for a famous Pirates player.



3. Describe your landmark:

It's a bridge over a river with a city behind it with his statue holding a hat. Roberto Clemente was drafted to the Pittsburgh Pirates and was killed in a plane crash.

4. Why is it there?

It connects the North Shore to the city.

5. How is it special?

You can walk to the baseball games.

Extra: How is your historical landmark special to you?

I like learning about what the things mean in the city.